



# Fairline Squadron 74

€599,950 • Kiel Germany • Used • 2005

## Presented by

Justin Garwell  
Phone: +44 (0) 1305 766504

**JD YACHTS LIMITED**  
80 THE ESPLANADE  
DT4 7AA WEYMOUTH  
United Kingdom (UK)




## Details

Make:	Fairline
Model:	Squadron 74
Year:	2005
Condition:	Used
Engine:	CAT C30, 1550 hp
Engine type:	
Fuel type:	Diesel
Length:	22.7 m (74.48 ft)
Beam:	5.7 m (18.70 ft)
Cabins:	0
Berths:	0



JD YACHTS  
LIMITED



7zea.com

# Description

ENG  
2005. 2 x 1550 HP CAT C30  
8 berths in 4 cabins plus crew  
Lying: Kiel Germany

ENG  
Extras

Air Conditioning Throughout  
2 x 17.5kW Onan Generators  
Extended Hydraulic Bathing Platform  
Besenzone Hydraulic Flybridge Crane  
Hydraulic Passarelle  
New Dockmate (for both engines and thrusters)  
SidePower Bow & Stern Thruster with Remote Control  
Upgraded Raymarine Navigation Equipment to Both Helms  
Upgraded Raymarine Engine Monitoring System to Both Helms  
New Carpet Throughout  
New Upholstery to Saloon & Master Cabin  
Flybridge Upholstery Renewed 2019  
Cockpit Upholstery Renewed 2019  
New Teak to Deck  
Teak Laid Bathing Platform  
Teak Laid Cockpit  
Teak Laid Flybridge  
Teak Laid Side Decks  
New Ice Maker & Fridge to Flybridge  
New Flybridge Cover  
Flybridge Bimini Top  
KVH Trackvision  
Dishwasher

Standard Specification

Aft Cockpit/Transom

Access hatch to engine room  
Aft cockpit enclosure covers  
Bathing platform lights  
Blue LED lighting to cockpit  
Dockside television and phone inlets  
Emergency boat shutdown switch  
Emergency fuel shutoff valves  
Fender stowage  
Low-level lights and lights under flybridge overhang  
Manual bilge pump access  
Remote control, concealed, telescopic hydraulic passerelle  
Service corridor accessed via cockpit and transom door  
Solid teak handrail surround  
Stainless Steel framed sliding door to main saloon - Teak-laid floor throughout self-draining cockpit  
Various cockpit lockers  
Warp lockers

Aft Crew Cabins

Clothes washer/dryer- En suite extractor fan  
Full length berths x 2 (new mattresses)  
Hanging locker (half-height)  
En suite shower/heads facility (new water and waste pumps)

Air Conditioning

Adjustable air vents to all upper-level living accommodation  
Air conditioning unit to aft cabins  
Air conditioning/reverse cycle heating system to main accommodation including screen demist to lower helm  
Digital controls to all air handlers

Deck

12v weatherproof socket  
Anchor chain locker  
Anchor winch controls  
Calibrated anchor chain  
Concealed fuel fillers port and starboard  
Deck wash points fore and aft  
External covers to windscreen  
Fairlead(s) aft  
Fender stowage  
Full set of IMCO navigation lights  
Grab rail on each transom wing  
Hot and cold water transom shower  
Hydraulic anchor winch  
Recessed self-draining area on foredeck with coachroof sun cushions and adjustable backrests  
Remote control searchlight with controls at both helm stations  
Removable Stainless Steel guardrails for bathing platform  
Riding light  
Rigid swim ladder to bathing platform  
Rubbing stroke  
Self-stowing through-hull Delta anchor  
Stainless Steel bow fairlead(s) and mooring drums aft  
Stainless Steel bow, spring and stern cleats  
Stainless Steel handrails  
Stainless Steel hull protection plate under bow  
Stainless Steel pantograph windscreen wipers  
Stainless Steel pulpit  
Teak-laid bathing platform  
Teak-laid side deck  
Teak-laid bulwarks  
Transom gate from cockpit to integral bathing platform  
Twin horns (new)  
Water fillers to port and starboard  
Windscreen washers

Dining Room

Dining privacy from helm provided by panelled partition  
Dining table with Burr Elm features  
Freestanding chairs x 6  
LED ceiling lights  
Serving window from galley

Electrical Systems

All 12v equipment supplied from separate battery  
All 240v, 24v and 12v circuits (where applicable) protected by circuit breakers with main electrical load control panel  
Emergency boat shutdown switch  
Heavy duty circuit breakers  
Isolating switches to all batteries  
Remotely and manually operated isolating switches for all batteries  
12 Volt:  
Battery charger 60 amp  
Battery 1 x 120Ah (new)  
24 Volt:  
24v-12v 20 amp converter (new victron)  
Battery isolating switches located in service corridor  
Emergency battery coupling system permits each engine to start from opposite engine battery bank  
Batteries 4 x 210Ah capacity for domestic services (new)  
Batteries 4 x 200Ah exclusively for starting each engine (new 2021)  
240 Volt:  
240v power points throughout the boat (fed from shore power or generator)  
Battery charger 75 amp (new victron)  
Glendinning cable masters with twin 63 amp x 100ft shoreline sockets stowed in drums

Isolation transformers 2 x 18KvA each with soft starts  
Onan generator 2 x 17.5kW with through-hull exhausts-  
Regulated charger 100 amp with 2 x 3 amp slave to port and starboard batteries  
5000w invertors (new victron)

#### Engines and Sterngear

Access through cockpit floor hatches to engine bay and service corridor  
All Sterngear, engines, fuel tank(s) etc. electrically bonded  
Automatic engine bay fire extinguisher system with warnings at both helms  
Automatic high capacity bilge pumps for forward bilge, engine bay and rudder bay  
Cathodic protection  
Dripless shaft seals  
Electro-hydraulic trim tabs with cathodic protection  
Engine bay lights  
Engine room soundproofing  
Exhaust overheat warning system  
High capacity emergency manual bilge pump system with changeover valves  
High corrosion-resistant TEMET shafts  
Large diameter contra-rotating Manganese Bronze propellers (new 2024)  
Lever sea cocks on all inlets and outlets located less than 15cm above the waterline  
Manganese Bronze 'P' brackets and rudders  
Reverso oil change system  
Water cooled through-hull engine silencers

#### Flybridge and Second Helm Position

12v weatherproof socket  
Access via stairway from wheelhouse and by teak stairway from cockpit  
Acrylic dodgers  
Adjustable/Tilt steering wheel  
Bilge pump switches with integral operating warning lights and audible alarms  
Bowthruster controls  
Companion seating to helm  
New Windscreen for Helm  
Dedicated dining seating with large teak table Drinks holders  
Echosounder and speedometer/distance log repeaters with sea water temperature read out  
Electrically adjusted backrest creating extended sunbathing deck  
Electronic single-lever throttle and gear controls Ensign and staff Flybridge bar with new refrigerator, new icemaker, sink and electronic griddle  
Helm position indicator- High speed magnetic compass- Instrument covers- Large sunbathing area aft with non-absorbent foam filled cushions  
Liferaft stowage  
Open scanner radar to mast  
Powered steering  
Remote anchor winch controls  
Repeat autopilot controls  
Repeat engine bay fire extinguisher controls  
Repeat flybridge engine instrumentation, controls and electronics/ 3 x New Raymarine Monitors  
Repeat radar/chartplotter display  
Searchlight controls  
Stainless Steel handrails  
Teak-laid flybridge deck  
Teak-laid oversize flybridge steps  
Trim tab controls  
Twin radar masts with down-lighting  
Two forward facing helm seats  
VHF Radio telephone incorporating intercom to main helm  
Wind-deflecting screen

#### Forward En Suite & Guest Bathroom

220v/240v shaving point  
Extractor fan  
Freshwater vacuum flush toilets (new seals)  
Full set of bathroom fittings  
Full standing height shower stalls with solid teak gratings, seat and hinged glass door  
Mirror  
Skylight  
Stainless Steel opening porthole(s) with flyscreen  
Vanity unit with pedestal washbasin(s)

#### Forward Stateroom

Access to en suite shower room/heads  
Bedside stowage  
Built-in security safe  
CD/Radio  
LED ceiling lights  
Kingsize double bed with interior sprung mattress  
Large hatch with flyscreen and concealed blinds to foredeck  
LCD television 13"  
Mid-level port and starboard lockers  
Mirror  
Reading lights  
Stainless Steel opening porthole(s) with flyscreen  
Wardrobe(s)

#### Freshwater System

Automatic, pressurised supply with manual 'OFF' override switch at lower helm  
Calorifier hot water system  
Shore power immersion heater 2kW 240v - Water tanks

#### Fuel System

Fuel filler splash stop and anti-foaming device  
Fuel sight gauges  
High capacity water separators and fuel filters with audible alarms at lower helm  
Individual fillers and vents to port and starboard  
Integrated cross-over fuel system  
Marine grade alloy fuel tanks x 2  
Self-balancing fuel filling system

#### Galley

Crockery stowage  
Cutlery drawer  
Dedicated freezer below countertop  
Dedicated refrigerator below countertop  
Dishwasher  
Electric ceramic/halogen hob (4 burner)  
Microwave-oven  
Extractor fan  
LED ceiling lights  
Lacquered cupboard doors  
Open-plan galley with powered screen  
Sinks x 2 with hot and cold mixer tap  
Teak and Holly floor  
Trash compactor  
Worktop lights

#### Hullform and Construction

All gel coat and glass fibre hand laid with unidirectional, biaxial and woven rovings  
Bowthruster (hydraulic) 25hp  
Deep V forward; 18deg deadrise aft- Designed by Bernard Olesinski and the Fairline design team  
Full length moulded spray deflector  
Hull/deck join bolted and bonded  
Integrally moulded engine bearers  
Isophthalic gel coat backed by isophthalic resin-rich powder-bound glass mat  
The deck incorporates polyurethane foam cores for high

strength and excellent thermal insulation -The integral bathing platform gives the boat a longer waterline length for improved performance, particularly at reduced power settings  
The propellers are set in semi-tunnels enabling the engines to be located further aft, also reducing draught and improving efficiency by reducing the shaft angle  
Transverse and longitudinal strengthening stringers throughout hull

#### Hydraulic System

Centralised hydraulic system (garage door rams/tender winch/passerelle/transom door/bowthruster and windlass)

#### Main Helm Position

12v socket  
Access from helm to deck via 2 electrically locking side doors  
Adjustable air conditioning vents  
Adjustable tilt steering wheel  
Bilge pump switches with integral operating warning lights and audible alarms  
Bowthruster controls  
Centralised vacuum cleaning system for lower and upper decks- Chart stowage  
Chartable and light- Controls far engine bay fire extinguisher system  
Domestic water management system  
Drinks holders  
Echosounder and speedometer/distance log repeater with sea water temperature read out  
Electronic single-lever throttle and gear controls  
Engine diagnostic system - 2 New Raymarine Monitors  
Foghorn with siren and loudhailer facility  
Full engine instrumentation including; tachometers, oil pressure gauges, temperature gauges and battery condition indicators, audible alarms and engine hour meters  
GPS/radar/chartplotter interfaced with autopilot  
Helm position indicator  
High speed magnetic compass  
Powered steering  
Red night-light illumination to helm  
Remote anchor winch controls  
Searchlight controls  
Teak and Holly floor  
Trim tab controls  
Twin independent Recaro helm and co-pilot seats with electric adjustment  
VHF Radio telephone incorporating intercom to upper helm

#### Main Saloon

Drinks cabinet complete with crystal glasses  
Full-height standing headroom  
LED ceiling lights  
Luxurious saloon appointments including 30" LCD television and state-of-the-art Bose surround sound DVD/CD/Radio built into a tailor-made entertainment centre  
Overhead handrail  
Reading chair(s) (new upholstery)  
Sideboard with icemaker  
Sofa (new upholstery)  
Table lamps  
Wall-mounted bar unit

#### Master En Suite Bathroom

220v/240v shaving point  
Bidet  
Extractor fan  
Freshwater vacuum flush toilets (new pumps)  
Full set of bathroom fittings  
Full standing height shower stalls with solid teak gratings and hinged glass door  
LED ceiling lights  
Large walk-in shower with solid teak gratings and body-jets

Mirror  
Twin portrait portholes with flyscreen  
Vanity unit with twin pedestal glass washbasins

#### Master En Suite Dressing Room

Built-in security safe  
LED ceiling lights  
Hanging rails and drawers to optimise space  
Mirror

#### Master Stateroom

Access to en suite shower room/heads  
Bedside stowage  
Drawer(s) under bed  
Full width Master Stateroom with triple portrait portholes port and starboard  
Full-height standing headroom  
LED ceiling lights  
Home Cinema Surround Sound CD/Radio/DVD  
Kingsize double bed with interior sprung mattress  
LCD television 15"  
Mirror  
Reading lights  
Recessed bookshelves  
Sofa (new upholstery)  
Twin bedside tables  
Vanity unit/bureau with chair, 240v power, telephone and inverter points

#### Port Guest Cabin

Access to en suite shower room/heads  
Bedside stowage  
CD/Radio  
Drawer(s) under bed  
Full length berths x 2 with interior sprung mattresses  
LED ceiling lights  
LCD television 13"  
Lockers (mid-level)  
Mirror  
Reading lights  
Stainless Steel opening porthole(s) with flyscreen  
Wardrobe(s)

#### Port Helm Station

Granite counter  
Extending chart table  
Helm extension for additional equipment installations  
Seat base stowage  
Timber flooring

#### Standard Specification

Access to port and starboard side decks from lower helm  
Adjustable/Tilt steering wheel  
Aft cockpit enclosure covers  
Air conditioning/reverse cycle heating system to main accommodation  
Anchor winch (hydraulic)  
Bose DVD/CD/Radio home cinema surround sound system to saloon  
Bowthruster 25hp  
Calibrated anchor chain  
Dining table with Burr Elm features  
Dripless shaft seals  
Dual station VHF Radio telephone incorporating intercom between lower and upper helms  
Echosounder and speedometer/distance log with sea water temperature read out  
Electrically adjusted backrest dining seating/sunbed  
Electro-hydraulic trim tabs with cathodic protection  
Full width Master Stateroom with triple portrait portholes port and starboard



Fully equipped flybridge bar  
 Glendinning cable masters  
 GPS/radar/chartplotter interfaced with autopilot  
 Hot and cold water transom shower  
 Large walk-in shower with body jets  
 LCD televisions in saloon and all main cabins  
 Onan generator 2 x 17.5kW  
 Open-plan galley with powered screen Remote control  
 searchlight Remote control, concealed, telescopic hydraulic  
 passerelle  
 Repeat flybridge engine instrumentation, controls and  
 electronics  
 Self-stowing through-hull Delta anchor  
 Sideboard with icemaker  
 Stainless Steel pantograph windscreen wipers  
 Teak-laid bathing platform  
 Teak-laid bulwarks  
 Teak-laid floor throughout self-draining cockpit  
 Teak-laid oversize flybridge steps  
 Twin independent Recaro helm and co-pilot seats with electric  
 adjustment

#### Starboard Guest Cabin

Bedside stowage  
 CD/Radio  
 Drawer(s) under bed  
 Full length berths x 2 with interior sprung mattresses  
 LED ceiling lights  
 LCD television 13"  
 Lockers (mid-level)  
 Mirror  
 Reading lights  
 Stainless Steel opening porthole(s) with flyscreen  
 Wardrobe(s)

#### Waste Water System

Automatic tank discharge with manual override  
 Holding tank for aft cabin (8 gallon/10 US gallon 37L capacity)  
 Holding tanks x 2(85 gallon/100 US gallon (385L) total  
 capacity)

### General information

Make:	Fairline
Model:	Squadron 74
Year:	2005
Condition:	Used

### Engine

Engine:	CAT C30, 1550 hp
Engine type:	
Fuel type:	Diesel

### Measurements

Length:	22.7 m (74.48 ft)
Beam:	5.7 m (18.70 ft)
Deep:	1.61 m (5.28 ft)
Weight:	63380 ( )

### Accommodation

Cabins:	0
Berths:	0



Image courtesy of JD Yachts



Image courtesy of JD Yachts



Image courtesy of JD Yachts



Image courtesy of JD Yachts



Image courtesy of JD Yachts



Image courtesy of JD Yachts





Image courtesy of JD Yachts



Image courtesy of JD Yachts



Image courtesy of JD Yachts



Image courtesy of JD Yachts



Image courtesy of JD Yachts



Image courtesy of JD Yachts





Image courtesy of JD Yachts



Image courtesy of JD Yachts



Image courtesy of JD Yachts



Image courtesy of JD Yachts



Image courtesy of JD Yachts



Image courtesy of JD Yachts





Image courtesy of JD Yachts



Image courtesy of JD Yachts



Image courtesy of JD Yachts



Image courtesy of JD Yachts



Image courtesy of JD Yachts



Image courtesy of JD Yachts





Image courtesy of JD Yachts



Image courtesy of JD Yachts



Image courtesy of JD Yachts



Image courtesy of JD Yachts



Image courtesy of JD Yachts



Image courtesy of JD Yachts





Image courtesy of JD Yachts



Image courtesy of JD Yachts



Image courtesy of JD Yachts



Image courtesy of JD Yachts



Image courtesy of JD Yachts



Image courtesy of JD Yachts





Image courtesy of JD Yachts



Image courtesy of JD Yachts



Image courtesy of JD Yachts



Image courtesy of JD Yachts



Image courtesy of JD Yachts



Image courtesy of JD Yachts





Image courtesy of JD Yachts



Image courtesy of JD Yachts



Image courtesy of JD Yachts



Image courtesy of JD Yachts



Image courtesy of JD Yachts



Image courtesy of JD Yachts





Image courtesy of JD Yachts



Image courtesy of JD Yachts



Image courtesy of JD Yachts



Image courtesy of JD Yachts



Image courtesy of JD Yachts



Image courtesy of JD Yachts





Image courtesy of JD Yachts



Image courtesy of JD Yachts



Image courtesy of JD Yachts



Image courtesy of JD Yachts



Image courtesy of JD Yachts



Image courtesy of JD Yachts





Image courtesy of JD Yachts



Image courtesy of JD Yachts



Image courtesy of JD Yachts



Image courtesy of JD Yachts




Image courtesy of JD Yachts



Image courtesy of JD Yachts






Image courtesy of JD Yachts



Image courtesy of JD Yachts



Image courtesy of JD Yachts



Image courtesy of JD Yachts



Image courtesy of JD Yachts



Image courtesy of JD Yachts

**JD YACHTS LIMITED**

80 THE ESPLANADE

DT4 7AA WEYMOUTH

United Kingdom (UK)

Phone: +44 (0) 1305 766504

<http://jdyachts.com>



 YACHTS.